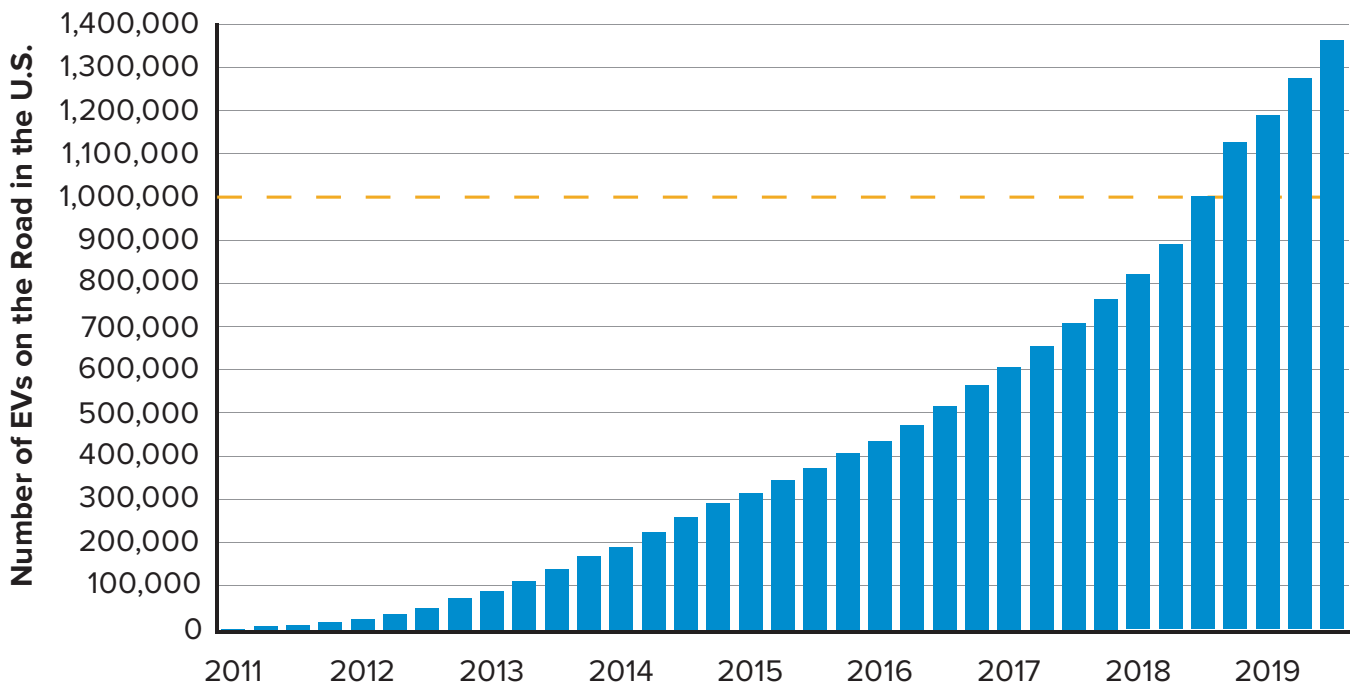




Electric Vehicle Sales: Facts & Figures

October 2019

ELECTRIC VEHICLES ON THE ROAD IN THE U.S.

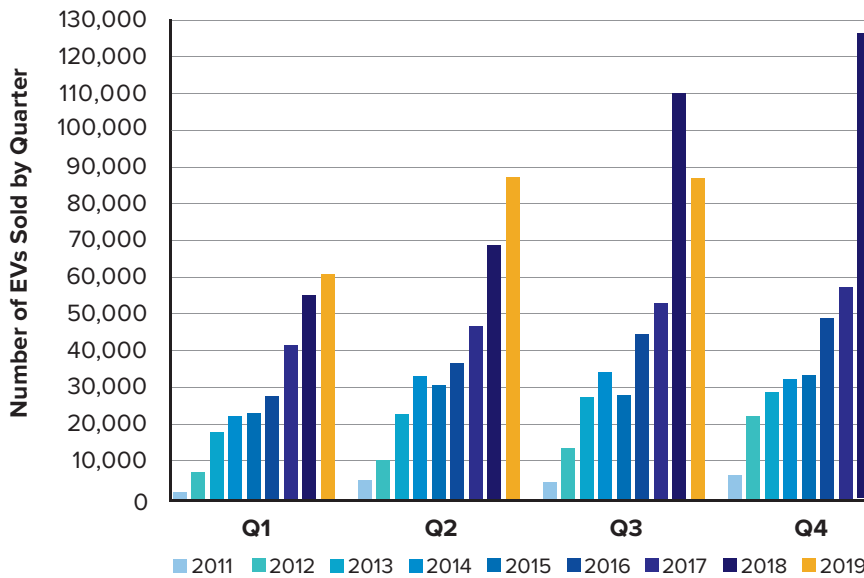


Source: InsideEVs.com and HybridCars.com

As of September 30, 2019,
MORE THAN
1.3 million
ELECTRIC VEHICLES
 were on U.S. roads.

EV share of new car sales
GREW TO
2.6%
 in September 2019,
 a high for the year.

QUARTERLY EV SALES IN THE U.S.



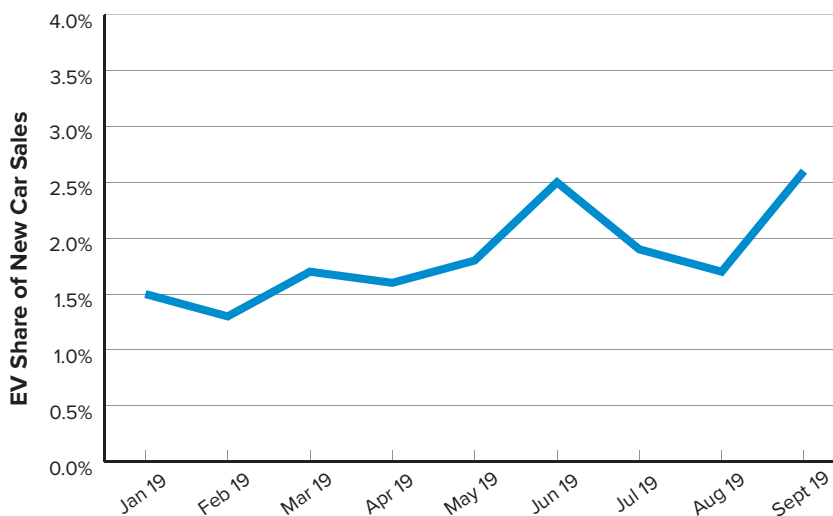
Source: [InsideEVs.com](https://www.insideevs.com) and [HybridCars.com](https://www.hybridcars.com)

KEY FACTS

- In Q3 2019, more than 87,000 EVs were sold.*
- The high number of EV sales in Q3 2018 was an outlier likely due to Tesla's release of the Model 3. Q3 2019 sales were down 21% compared to 2018.

*Due to decreasing transparency in automaker-reported sales data, the numbers reported here are estimates provided by InsideEVs and may be lower than actual.

EV SHARE OF SALES (PERCENT OF ALL NEW VEHICLES SOLD)

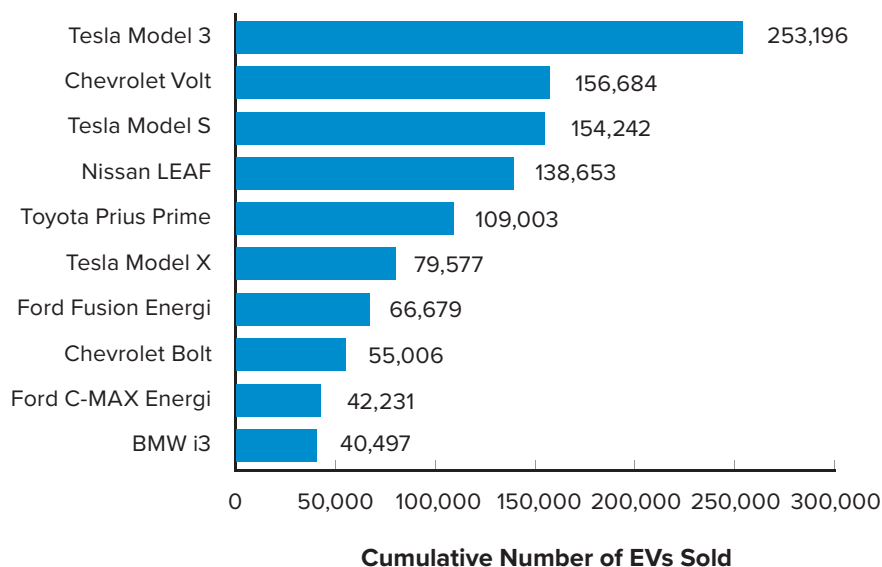


Source: [InsideEVs.com](https://www.insideevs.com), [HybridCars.com](https://www.hybridcars.com), and Bureau of Economic Analysis

KEY FACTS

- EV share of new car sales grew to 2.6% in September 2019, a high for the year.
- EVs averaged 2% of new car sales through Q3 2019.
- EV share of new car sales is increasing against an overall auto market that is down 1% through Q3 2019.

TOTAL EV SALES BY MODEL: TOP 10

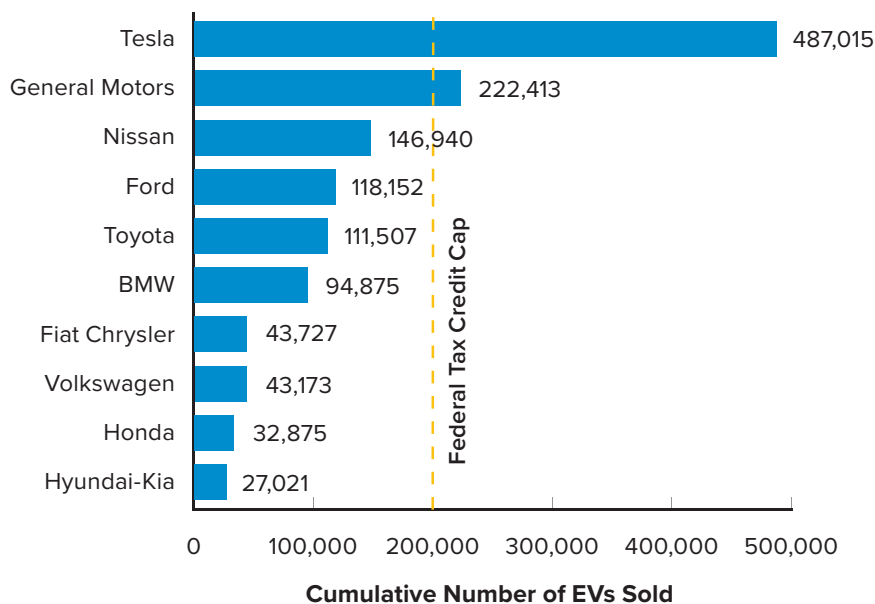


Source: InsideEVs.com and HybridCars.com

KEY FACTS

- The top 5 EV models—Tesla Model 3, Chevrolet Volt, Tesla Model S, Nissan LEAF, and Toyota Prius Prime—account for nearly 60% of total EV sales.
- To date, four new EV models have been released in 2019. Three were battery electric vehicles: Audi e-tron, Hyundai Kona, and Kia Niro. One was a plug-in hybrid: Subaru Crosstrek.

TOTAL EV SALES BY AUTOMAKER

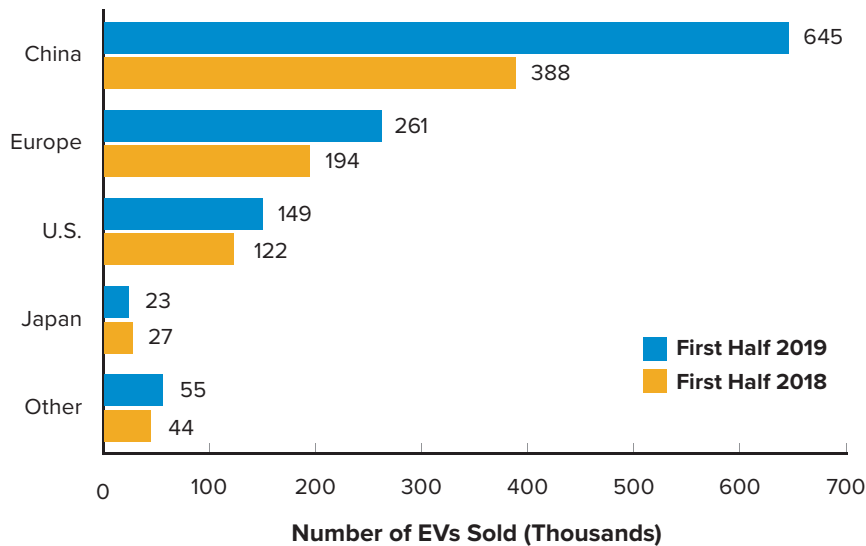


Source: InsideEVs.com and HybridCars.com

KEY FACTS

- To date, five automakers have sold more than 100,000 EVs—Tesla, General Motors, Nissan, Ford, and Toyota. The current cap for the federal tax credit is 200,000 vehicles.
- These same five automakers account for nearly 80% of total EV sales.

GLOBAL EV SALES 2017 VS. 2018



Source: EV-Volumes.com

KEY FACTS

- Global EV sales totaled about 1.1 million for the first half of 2019, an increase of 46% compared to the total sold in the first half of 2018.
- During the first half of 2019, EV sales increased by 22% in the U.S., 66% in China, and 35% in Europe compared to the first half of 2018.
- U.S. EV sales represented approximately 13% of global EV sales for the first half of 2019.

Questions or comments? Contact Kellen Schefter at kschefter@eei.org or Michelle Zaccagnino at mzaccagnino@eei.org